
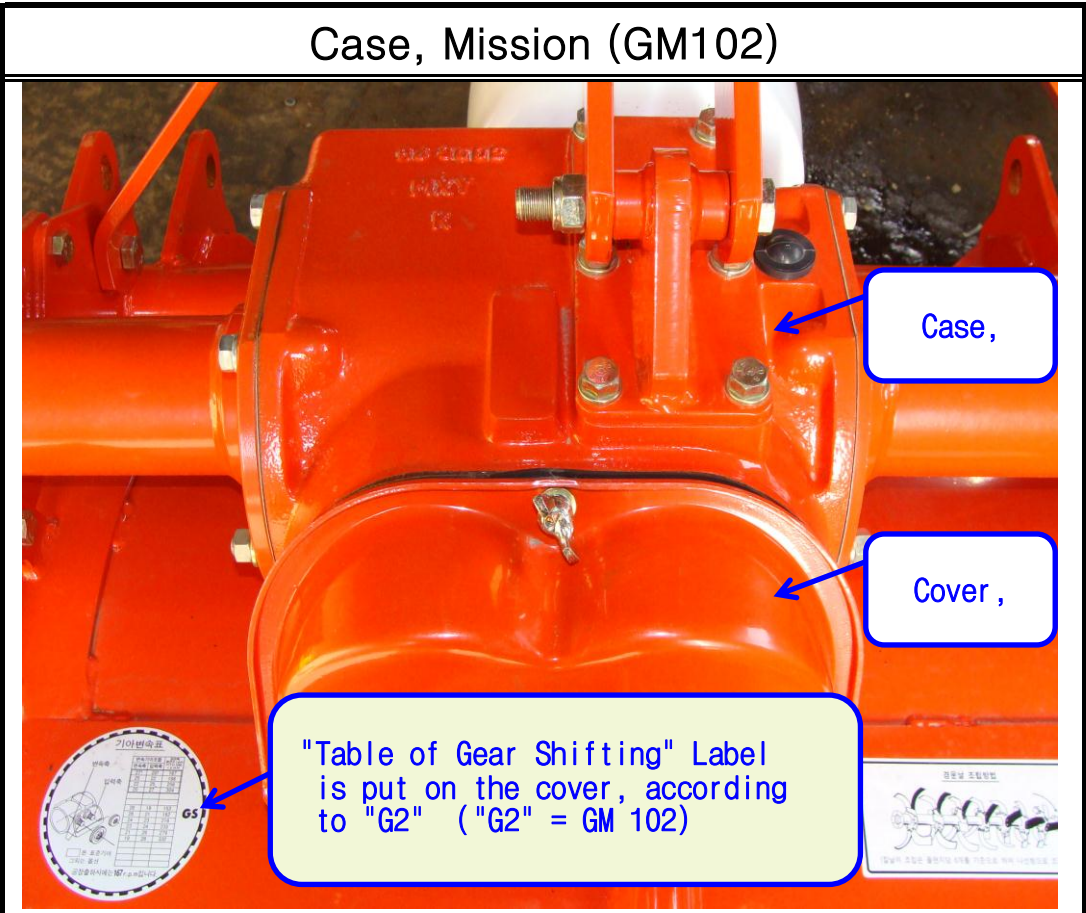



GM 102 Multi Speed Tiller (How to Change the Speed)




GM 102 Multi Speed Tiller (How to Change the Speed)

Standard ass'y(Shaft, Input 23T * Shaft, Shifter 30T) : **148 RPM**




2 shift ass'y(Shaft, Input 25T * Shaft, Shifter 28T) : **172 RPM**



GM 102 Multi Speed Tiller (How to Change the Speed)

3 shift ass'y(Shaft, Input 28T * Shaft, Shifter 25T) : **216 RPM**



4 shift ass'y(Shaft, Input 30T * Shaft, Shifter 23T) : **251 RPM**

